



McGill



AQL 2019

THE 13TH INTERNATIONAL CONFERENCE ON
ADVANCES IN QUANTITATIVE LARYNGOLOGY,
VOICE + SPEECH RESEARCH

PROGRAM /

JUNE 2 – 4, 2019 / MONTREAL, CANADA



TABLE OF CONTENTS /

WELCOME TO AQL 2019	/ 01
CO-CHAIRS' PROFILES	/ 02
SCHEDULE – SUNDAY JUNE 2	/ 04
SCHEDULE – MONDAY JUNE 3	/ 06
POSTER SESSION – MONDAY JUNE 3	/ 08
SCHEDULE – TUESDAY JUNE 4	/ 11
POSTER SESSION – TUESDAY JUNE 4	/ 13
KEYNOTE SPEAKERS	/ 15
MCGILL CAMPUS MAP	/ 18
MACDONALD FLOOR MAP	/ 19
GALA DINNER / MONTREAL SCIENCE CENTRE	/ 20
HISTORY OF AQL MEETING	/ 21
THANK-YOU / SPONSORS	/ 22
THANK-YOU / ACKNOWLEDGMENT	/ 25

AQL supports Refill McGill of reducing single-used plastic water bottles in the meeting

WELCOME TO AQL 2019! / BIENVENUE À MONTRÉAL 2019!

DEAR COLLEAGUES AND GUESTS,

On behalf of the local organizing committee and the hosting institution, it is our great pleasure to welcome you to Montreal, Canada, for the 13th International Conference on Advances in Quantitative Laryngology, Voice and Speech Research (AQL 2019). The AQL was established to provide a unique opportunity for partnership and collaboration in the advancement of quantitative methods for the measurement and modelling of voice and speech. The AQL accomplishes this mandate by facilitating interprofessional scientific conference and training intended for an international community of otolaryngologists, speech-language pathologists and voice scientists. With a continued drive toward advancements in translational and clinical voice science, the AQL has rapidly expanded over the past 20 years, from a forum of 15 European member-laboratories to a globally recognized symposium, connecting over 100 delegates from across the world.

The AQL 2019 scientific program will foster discussions to inspire participants from a wide array of themes to initiate collaborations within and across disciplines for the advancement of our field. The 1-day preconference workshops on June 2 will provide a comprehensive overview on the topics of biomedical optics, numerical simulation, tissue engineering as well as commercializing research innovations. The 2-day main conference will feature a total of over 100 oral and poster presentations by distinguished voice scientists and clinicians from 18 countries around the world. The program includes a start-up business competition and best poster presentation awards.

The six keynote speakers for AQL 2019 are Drs. Adela Ben-Yakar, Hanspeter Herzel, Seong Keun Kwon, Jennifer Long, Rupal Patel and Robert Zatorre. Their research work is on the cutting edge of medical optics, nonlinear dynamics, tissue engineering, computational medicine and neurosciences respectively. An expert forum with Drs. Shari Baum, Noha Gerges, Rupal Patel, Lana Shekim and Susan Thibeault will share their ideas on the growth of “disruptive innovation” and how the funding and education institutions respond to this new ecosystem.

We are most grateful to the local staff, participants, session chairs, poster judges, program committee members, keynote and plenary speakers for helping us building a very exciting conference program. We could not have done it without their help! We will make every possible effort to ensure that your participation will be scientifically rewarding. We also hope that you will have a pleasurable experience visiting McGill, one of the top Universities worldwide, and Montreal, a city rich in history and with a rich multi-cultural and multi-lingual identity.

Sincerely,
Nicole Li-Jessen and Luc Mongeau
Co-Chairpersons
13th International Conference on
Advances in Quantitative Laryngology,
Voice and Speech Research

LUC
MONGEAU, PhD /
CO-CHAIR



Luc Mongeau has B.Eng. and M. Eng. degrees in Mechanical Engineering from the University of Montreal. He has obtained his PhD in Acoustics from the Pennsylvania State University in 1991. He built his first mechanical replica of the human larynx for flow measurements as Postdoctoral Member of Technical Staff at AT&T Bell Laboratories in Murray Hill, New Jersey, in 1992. After joining Purdue University in 1993, Dr. Mongeau conducted research on the biomechanics of voice production, in particular laryngeal flows, sound production mechanisms, and viscoelastic properties using both experimental and computational methods.

Dr. Mongeau joined the Department of Mechanical Engineering at McGill University in 2006, where he has focused on tissue engineering of the human larynx for voice restoration. He presently holds the Tier I Canada Research Chair in Voice Biomechanics and Mechano-biology. He has received the 2018 Quintana Research Award from the Voice Foundation. He was invited to deliver keynote lectures at international conferences such as AQL 2010 in Erlangen and at the 2016 International Conference on Voice Physiology and Biomechanics (ICVPB) in Valparaiso, Chile. He has recently organized and co-chaired a symposium on vocal fold tissue engineering at the Tissue Engineering and Regenerative Medicine International Society (TERMIS) World conference on September 4–7, 2018, in Kyoto, Japan.

He has published over 125 peer reviewed journal articles. He has supervised so far 27 PhD and over 50 M.S. students. He is a member of the Voice Foundation, a Fellow of the Acoustical Society of America, a Senior Member of the AIAA, a member of the Canadian Society of Biomaterials, TERMIS, and the European Society of Biomechanics.

NICOLE
LI-JESSEN, PhD /
CO-CHAIR



Nicole Li-Jessen, PhD, is a speech-language pathologist and a computer biologist by training. She obtained her clinical degree at the University of Hong Kong with extensive clinical experience in voice and swallowing disorders. She then pursued her PhD training in Prof. Katherine Verdolini-Abbott's laboratory at the University of Pittsburgh and post-doctoral training in Prof. Susan Thibeault's laboratory at the University of Wisconsin-Madison in the United States. She joined McGill University as Assistant Professor in 2014. She is Canada Research Chair (tier 2) in personalized medicine of voice disorders. She was invited to represent McGill University Ideas Lab at the World Economic Forum, the Summer Davos New Champions Meeting in Tianjin (China) in 2018.

Dr. Li-Jessen's Voice and Upper Airway Research Laboratory focuses on advancing personalized medicine in voice and upper airway dysfunctions through the development of biological computing, wearable devices, non-invasive diagnostics and injectable biomaterials. Her work is funded by Canadian Institutes of Health Research, Natural Sciences and Engineering Research Council of Canada and National Institutes of Health in the United States.

Dr. Li-Jessen is the National Coordinator (Canada) of World Voice Day. She and her students from the Speech Language Pathology Clinical Program organize year-round outreach activities to raise the public awareness of vocal care. She is also the Chair of the Widening Participation Committee. (Faculty of Medicine) with the passion of enhancing the diversity of student body within health professional programs at McGill. She is dedicated to promote diversity, cultural competence and social accountability in health professions education.

SCHEDULE /

Sunday June 2, 2019 / 1 of 2

9:00 am		Pre-Conference Workshop Registration Opens Macdonald Engineering Building, 817 Sherbrooke St W., Montreal, QC H3A 2K7	
	Rm 279	Rm 280	
9:30 am	Understanding Biological Oscillators by Hanspeter Herzel	Practicalities of Cell and Tissue Studies in the Larynx by Jennifer Long	
10:15 am	Coffee Break		
10:30 am	Hybrid aeroacoustic approach for the efficient numerical simulation of human phonation by Stefan Schoder, Sebastian Falk, Michael Döllinger and Manfred Kaltenbacher	Three Dimensional Culture of Stem Cells: its Benefits and Technical Pitfalls by Seong Keun Kwon	
10:45 am	simVoice – Numerical computation of the human voice source by Sebastian Falk, Stefan Kniesburges, Hossein Sadeghi, Stefan Schoder, Manfred Kaltenbacher and Michael Döllinger		
11:00 am	Aeroacoustic and vibroacoustic mechanisms during phonation by Alexander Lodermeyer, Eman Bagheri, Christoph Näger, Katrin Nusser, Stefan Becker, Michael Döllinger and Stefan Kniesburges		
11:15 am	Coffee Break		
11:30 am	Contact pressure and length as a function of posterior glottal area: synthetic vocal fold investigations by Mohsen Motieshirazi, Sean Peterson, Matías Zañartu, Daryush Mehta, James Kobler, Robert Hillman and Byron Erath	Biomechanical and Biomaterial Lab Visits and Demonstrations (Group 1)	
11:45 am	Updated rules for constructing a triangular body-cover model of the vocal folds from intrinsic laryngeal muscle activation by Gabriel A. Alzamendi, Sean D. Peterson, Byron Erath and Matías Zañartu		
12:00 am	Synthetic vocal fold model closed quotient optimization by Cassandra Taylor, Austin Vaterlaus, Michael Farnsworth and Scott Thomson		
12:15 am	A machine-learning based reduced-order modeling of glottal flow by Yang Zhang, Xudong Zheng and Qian Xue		

SCHEDULE /

Sunday June 2, 2019 / 2 of 2

12:30 pm	Lunch Break	
1:30 pm	Fundamentals of Biomedical Optics and Imaging by Lucie Bailly, Fouzi Benboujja, Luc Mongeau	From Lab to Venture: The process of commercializing research innovations by Rupal Patel Guest Coaches: Jarred Chicoine and Noha Gerges <i>Special Workshop for Student and Post-Doc Research Trainees.</i>
4:00 pm – 4:45 pm	Biomechanical and Biomaterial Lab Visits and Demonstrations (Group 2)	
5:00 pm – 6:00 pm	Redpath Museum Tour	
6:00 pm – 8:00 pm	Welcome Reception (Redpath Museum)	

SCHEDULE /

Monday June 3, 2019 / 1 of 3

7:30 am	Conference Registration Opens and Morning Coffee / Tea
8:00 am	Opening and Welcome by Nicole Li-Jessen and Luc Mongeau
	SESSION 1: Quantitative measurements for vocal health and disorders (Chair: Rital Patel)
8:15 am	KEYNOTE LECTURE 1: Ultrafast Laser Phonosurgery for Biomaterial Localization in Scarred Vocal Folds by Adela Ben-Yakar
8:45 am	Vocal-fold 3D micro-architecture and micro-mechanics: a multimodal imaging study by Jérôme Sohier, Laurent Orgéas, Nathalie Henrich Bernardoni, Sabine Rolland du Roscoat, Anne McLeer-Florin and Olivier Guiraud
9:00 am	Influence of recording perspective in laryngoscopy on perceived asymmetry by Marion Semmler, Sahar Fattoum, Reinhard Veltrup, Stefan Kniesburgs, Anne Schützenberger and Michael Döllinger
9:15 am	Extracting reduced-order model parameters from high-speed video of silicone vocal folds using a gradient-based approach by Jonathan Deng, Paul Hadwin, Mohsen Motie-Shirazi, Byron Erath, Matías Zañartu and Sean Peterson
9:30 am	Segmenter's influence on objective glottal area waveform measures from high-speed laryngoscopy by Youri Maryn, Monique Verguts, Hannelore Demarsin, Pablo Gomez, Patrick Schlegel and Michael Döllinger
9:45 am	Vocal fold collision pressure amplitude and timing in an excised hemilarynx setup with dual high-speed videoendoscopy by Daryush Mehta, James Kobler, Matías Zañartu, Byron Erath, Mohsen Motie-Shirazi, Sean Peterson, Robert Petrillo and Robert Hillman
10:00 am	Coffee Break
	SESSION 1 (Cont'd): Quantitative measurements for vocal health and disorders (Chair: Nathan Welham)
10:15 am	Recent advancements in acoustic analysis for assessing laryngeal function by Jack Jiang, Hayley Raj, Boquan Liu
10:30 am	Optimization of relative fundamental frequency estimation algorithms: accounting for sample characteristics and fundamental frequency estimation method by Jennifer Vojtech, Katharine Kolin, Roxanne Segina and Cara Stepp
10:45 am	Acoustic phonatory tremor index: objective quantification of perceived vocal tremor severity by Youri Maryn, Andrzej Zarowski, Marc Leblans and Julie Barkmeier-Kraemer
11:00 am	Accelerometer-based prediction of subglottal pressure in healthy speakers producing non-modal phonation by Jonathan Lin, Victor Espinoza, Matías Zañartu, Katherine Marks and Daryush Mehta

SCHEDULE /

Monday June 3, 2019 / 2 of 3

11:15 am	Classification of vocal gestures extracted from quasi-daily sentences to detect vocal fatigue by Yixiang Gao, Maria Dietrich, Melinda Pfeiffer, Allison Walker and Guilherme N. DeSouza
11:30 am	Uncertainty of ambulatory airflow estimates and its effect on the classification of phonotraumatic vocal hyperfunction by Juan Cortés, Gabriel Alzamendi, Alejandro Weinstein, Juan Yuz, Víctor Espinoza, Daryush Mehta, Jarrad Van Stan, Robert Hillman and Matías Zañartu
11:45 am	How is vocal loudness affected by spectral slope by Ingo Titze
12:00 pm	Bento Box Lunch
12:15 pm – 1:45 pm	Townhall Meeting Moderator: Luc Mongeau
1:00 pm – 2:00 pm	POSTER SESSION 1
	SESSION 2: Computational medicine in laryngology (Co-chairs: Lucie Bailly and Sean Peterson)
2:00 pm	KEYNOTE LECTURE 2: Nonlinear Phenomena in Voice Research by Hanspeter Herzel
2:30 pm	Vocal fold visco-hyperelastic properties: characterization and multiscale modeling upon finite strains by Alberto Terzolo, Thibaud Cochereau, Lucie Bailly, Laurent Orgéas and Nathalie Henrich Bernardoni
2:45 pm	Investigation of constraints on vocal fold viscoelastic properties using an inverse mapping approach by Ted Mau, Anil Palaparthi and Ingo Titze
3:00 pm	Vocal fold contact pressure in a three-dimensional body-cover phonation model by Zhaoyan Zhang
3:15 pm	Numerical study of the influence of vascular morphology on the evolution of vortical flow structures through the blood-feeding arteries of the human vocal folds: application to drug delivery for laryngeal cancer by Mehdi Shamshiri, Rosaire Mongrain and Luc Mongeau
3:30 pm	Coffee Break
	POSTER SESSION 2
	SESSION 2 (Cont'd): Computational medicine in laryngology (Co-chairs: Ingrid Verduyck and Matías Zañartu)
4:00 pm	Development of a high-fidelity voice simulator – from muscle contraction to running speech by Biao Geng, Xudong Zheng, Ngoc Pham and Qian Xue
4:15 pm	SpEAR: a speech database for the advancement of intra-aural wearable technology by Rachel E. Bouserhal and Jérémie Voix

SCHEDULE /

Monday June 3, 2019 / 3 of 3

4:30 pm	High performance simulation and visualization of 3D vocal fold agent-based model by Nuttiya Seekhao, Grace Yu, Samson Yuen, Joseph Jaja, Luc Mongeau and Nicole Li-Jessen
4:45 pm	KEYNOTE LECTURE 3: How can Voice Scientists enhanceVoice AI and Protect us from its Perils by Rupal Patel
5:15 pm	Expert Forum: Future outlook of disruptive innovation in voice science and healthcare during the era of the 4th industrial revolution – Shari Baum, Vice Dean (Life Sciences), Faculty of Medicine, McGill University – Noha Gerges, MITACS Business Development Specialist, McGill University – Rupal Patel, CEO & Founder, VocaliD Inc. – Lana Shekim, Program Director, Voice and Speech Programs, National Institute on Deafness and Other Communication Disorders, National Institutes of Health – Susan Thibeault, Vice Chair of Research, Department of Surgery, University of Wisconsin-Madison Moderator: Nicole Li-Jessen
6:05 pm	Coach Bus Transit to Gala Dinner
6:30 pm – 8:30 pm	Gala Dinner + Award Presentation of Start-up Business Competition Winner (Montreal Science Centre)

POSTER SESSION /

Monday June 3, 2019 / 1 of 3

POSTER SESSION 1 (13:00 – 14:00)		
1	Riedel's thyroiditis and cordal paralysis: a single case study	by Gonzalo Nicolás Inostroza Moreno
3	Influence of voice focus adjustments on oral-nasal balance in speech and singing	by Charlene Santoni, Tim Bressmann, Gillian de Boer and Michael Thaut
5	Immunological profiling of vocal fold hydrogel scaffolds	by Patrick T. Coburn, Alex Herbay and Nicole Li-Jessen
7	Chemical receptors of the larynx: a comparison of human and mouse	by Marie Jetté, Matthew Clary, Jeremy Prager and Thomas Finger

POSTER SESSION /

Monday June 3, 2019 / 2 of 3

9	Passive vowel devoicing in Osaka Japanese: case study using EMG and PGG	by Masako Fujimoto, Ken-Ichi Sakakibara, Niro Tayama and Kiyoshi Honda
11	An Investigation of vocal fatigue using a dose-based vocal loading task	by Zhengdong Lei, Laura Fasanella, Nicole Li-Jessen and Luc Mongeau
13	High-resolution CFD simulation of flow in glottis using LES	by Petr Šidlof and Martin Lasota
15	Quantification of the degree of vocal fatigue in teachers by means of an interface that characterizes voice signals	by Diego Morales, Stephanie Cuellar, Hédrick Robles, Emilio Sánchez and Lady Catherine Cantor Cutiva
17	Clinical practicability of a newly developed real-time digital kymographic system	by Jin-Choon Lee, Soo-Geun Wang, Eui-Suk Sung, In-Ho Bae, Seong-Tae Kim and Yeon-Woo Lee
19	Functional changes of submandibular gland by Steatosis-induced ferroptosis in ovariectomized rats	by Han-Seul Na
21	Extracellular matrix turnover in human larynx	by Yoshitaka Kawai, Brian Frey, Bruce Buchholz and Nathan Welham
23	Tissue hysteresis and relaxation, phonation onset, and phonation offset in the context of the surface wave model	by Lewis Fulcher and Ronald Scherer
25	3D printed scaffold design for vocal fold tissue engineering application	by Anete Branco, Peter Moua, Amit Nimunkar and Susan Thibeault
27	A preliminary study on pharyngoesophageal vibration in tracheoesophageal speech by means of a collapsible channel model	by André Miazaki da Costa Tourinho, Fernando Henrique Tanaka Santos and Andrey Ricardo da Silva
29	Application of two different modalities for the vibratory characteristics in vocal fold vibration of vocal cord paralysis before and after injection laryngoplasty- laryngeal videostroboscopy and two dimensional scanning videokymography	by Eui-Suk Sung, Soo-Geun Wang, Byung-Joo Lee, Han-Seul Na and Jin-Choon Lee
31	Biochemical alterations in vocal fold tissue in the production of decellularized extracellular matrix hydrogels	by Mika Brown and Nicole Li-Jessen

POSTER SESSION /

Monday June 3, 2019 / 3 of 3

POSTER SESSION 2 (15:30 –16:00)		
2	Development, validation and analysis of numerical larynx models with regard to computational costs	by Stefan Kniesburgers, Hossein Sadeghi, Sebastian Falk, Manfred Kaltenbacher and Michael Döllinger
4	Agent-based model of hyaluronic acid-gelatin scaffold for vocal fold tissue engineering	by Grace Yu, Nuttitiya Seekhao, Caroline Shung, Luc Mongeau and Nicole Li-Jessen
6	Usefulness of cepstral peak prominence (cpp) in post-thyroidectomy dysphonia evaluation	by Hee Young Son
8	Decoding phonation with artificial intelligence: proof of concept	by Maria Powell, Marcelino Rodriguez Cancio, David Young, William Nock, Beshoy Abdelmessih, Amy Zeller, Irvin Perez Morales, Peng Zhang, C. Gaelyn Garrett, Douglas Schmidt, Jules White and Alexander Gelbard
10	Glottal area waveform modeling based voice quality typing	by Philipp Aichinger, Imme Roesner, Franz Pernkopf and Jean Schoentgen
12	Automated quantification of inflection events in the electroglottographic signal	by Juliana Codino, María Eugenia Torres, Adam Rubin and María Cristina Jackson Menaldi
14	Characteristics of the pharyngoesophageal segment: literature review	by Ana Carolina Ghirardi, Andrey Ricardo da Silva, Thaiana Nakandakari and Rayane da Silva
16	Characterizing vocal fold injury recovery in a rabbit model with multimodal imaging	by Ksenia Kolosova, Marius Tuznik, Qiman Gao, Sarah Bouhabel, Huijie Wang, Nicole Li-Jessen, Luc Mongeau and Paul Wiseman

SCHEDULE /

Tuesday June 4, 2019 / 1 of 2

7:30 am	Conference Registration Opens and Morning Coffee / Tea
	SESSION 3: Laryngeal immunology, biology and engineering (Co-chairs: Karen Kost and Jennifer Long)
8:00 am	KEYNOTE LECTURE 4: Augmenting the Glottic Gap with Tissue Engineering Approaches by Seong Keun Kwon
8:30 am	The causes and laryngeal electromyography characteristics of unilateral vocal fold paralysis by Rong Hu, Wen Xu and Qingwen Yang
8:45 am	Arytenoid adduction and type 1 thyroplasty for unilateral vocal fold paralysis: measurements from six excised canine larynges by Alexandra Maddox, Charles Farbos de Luzan, Liran Oren, Sid Khosla and Ephraim Gutmark
9:00 am	Increased calcium channel in the lamina propria of aging rat by Byung-Joo Lee, Ji Min Kim, Sung-Chan Shin, Han-Seul Na, Jin-Choon Lee and Eui-Suk Sung
9:15 am	Localization of the tight junction proteins claudin family in the laryngeal glands: a rodent study by Ryo Suzuki, Yo Kishimoto, Nao Hiwatashi, Masanobu Mizuta, Atsushi Suehiro, Ichiro Tateya and Koichi Omori
9:30 am	Macrophages in the vocal fold by Yo Kishimoto, Shinji Kaba, Ryosuke Nakamura, Ichiro Tateya, Koichi Omori and Nathan Welham
9:45 am	Coffee Break
	SESSION 3 (Cont'd): Laryngeal immunology, biology and engineering (Co-chairs: Marie Jetté and Yo Kishimoto)
10:00 am	Vocal fold-mimetic environment for the modulation of stem cell functions by Aidan Zerdoum, Alexander Stuffer, Zhixiang Tong and Xinqiao Jia
10:15 am	Bioprinting highly porous chitosan-based scaffolds with tunable stiffness and viscoelasticity for vocal fold repair by Guangyu Bao, Tao Jiang, Hossein Ravanbakhsh, Huijie Wang, Joseph Kinsella, Jianyu Li and Luc Mongeau
10:30 am	The effects of laryngeal massage and nebulized saline on high-voice users by Matti Groll, Daniel Buckley, Kimberly Dahl and Cara Stepp
10:45 am	Investigating the pathobiology of vocal fold dehydration and rehydration by Preeti Sivasankar and Abigail Durkes
11:00 am	Increased laryngeal mucosal cellular proliferation in mice exposed short-term to cigarette smoke by Elizabeth Erickson-DiRenzo, Meena Easwaran and Joshua Martinez
11:15 am	Effects of voice changes under testosterone therapy on listener perception of gender: A transgender case study by Kimberly Dahl, Gabriel Cler, Victoria McKenna and Cara Stepp

SCHEDULE /

Tuesday June 4, 2019 / 2 of 2

11:30 am	KEYNOTE LECTURE 5: Cell-based Outer Vocal Fold Replacement (COVR): Development in vitro and Advances in vivo by Jennifer Long
12:00 pm	Bento Box Lunch
12:30 pm	POSTER SESSION 3
	SESSION 4: Voice classification, perception and physiology (Chair: Wen Xu)
1:30 pm	KEYNOTE LECTURE 6: Using the Vocal System for Communication: Neural Substrates of Speech and Song by Robert Zatorre
2:00 pm	The relationship between speech rate, voice quality and listeners' purchase intentions by Man Wai Poon, Karen M. K. Chan and Edwin M. L. Yiu
2:15 pm	Predicting emphatic speech: classification of non-literal utterances by Richard Yanaky
2:30 pm	Auditory acuity to fundamental frequency in children with and without vocal fold nodules by Elizabeth Heller Murray, Anne Hseu, Roger Nuss, Geralyn Harvey Woodnorth and Cara Stepp
2:45 pm	Cortical mechanisms controlling the speech production during Lombard effect: an EEG study by Pavel Prado, Christian Castro, Alejandro Weinstein, Lucía Zepeda, Juan Mucarquer and Matías Zañartu
3:00 pm	Coffee Break
	POSTER SESSION 4
	SESSION 4 (Cont'd): Voice classification, perception and physiology (Chair: Ted Mau)
3:30 pm	Phonation type and amplitude of voice source fundamental by Johan Sundberg
3:45 pm	Vocal tract shape and acoustic adjustments of children during phonation into narrow flow-resistant tubes by Rita Patel and Steven Lulich
4:00 pm	Comparison of voice onset measures with glottal pulse identification in acoustic signals: preliminary analyses by Catherine Madill and Duy Duong Nguyen
4:15 pm	Automatic voice signal typing using classic and nonlinear dynamics features by Juan Manuel Miramont, Juan Felipe Restrepo, Juliana Codino, Gastón Schlotthauer and Cristina Jackson-Menaldi
4:30 pm	Differences in ambulatory vocal behavior between patients with phonotraumatic lesions and matched healthy controls by Jarrad Van Stan, Mark Vangel, Daryush Mehta, Andrew Ortiz, James Burns, Laura Toles, Katherine Marks and Robert Hillman
4:45 pm	Poster Winner Announcement and Closing Remark by Nicole Li-Jessen and Luc Mongeau

POSTER SESSION /

Tuesday June 4, 2019 / 1 of 2

POSTER SESSION 3 (12:30 – 13:30)		
18	The effect of cognitive load on acoustic measures of voice in individuals with hyperfunctional voice disorders	by Kimberly Dahl and Cara Stepp
20	The use of nasalance for voice stabilisation during the tenors' passaggio	by Matthias Echternach, Michael Döllinger, Catalina Högerle, Marie-Anne Kainz, Marie Köberlein and Bernhard Richter
22	Numerical analysis of the airflow downstream from a tracheoesophageal voice prosthesis	by Fernando Henrique Tanaka Santos, André Miazaki da Costa Tourinho and Andrey Ricardo da Silva
24	Methodological barriers in building an audiovideo database for automatic identification of fatigue levels through speech and facial expressions in people with a neurological condition	by Madeleine Borgeat, Imane Hocine, Patrick Cardinal, Éric Granger, François Michaud, Claire Croteau, Claudine Auger and Ingrid Verduyck
26	Beneficial effects of choral singing on speech and voice in normal aging	by Valérie Brisson, Maxime Perron, Émilie Belley, Lisa-Marie Deschênes, Julie Poulin, Johanna-Pascale Roy, Josée Vaillancourt, Philip Jackson and Pascale Tremblay
28	Esophageal wall compliance and its influence on the driving pressures of tracheoesophageal speech	by Byron Erath and Sean Peterson
30	On the role of simultaneous observations for a Bayesian estimation of subglottal pressure and laryngeal muscle activation	by Gabriel Alzamendi, Sean Peterson, Byron Erath and Matías Zañartu
32	Comparing accelerometer and oral airflow based aerodynamic measures in patients with vocal hyperfunction	by Víctor Espinoza, Daryush Mehta, Jarrad Van Stan, Robert Hillman and Matías Zañartu
34	Evaluation of anti-fibrotic activity of wound healing macrophages in a 3D in vitro model for vocal fold scar treatment	by Sepideh Mohammadi and Luc Mongeau
36	Perceptual evaluation of "strain" in speakers with adductor spasmodic dysphonia: A pupillometric study	by Mojgan Farahani, Vijay Parsa and Philip Doyle
38	Stress relaxation in carbon nanotube composite hydrogels for vocal fold tissue regeneration	by Hossein Ravanbakhsh, Guangyu Bao and Luc Mongeau

POSTER SESSION /

Tuesday June 4, 2019 / 2 of 2

40	Three-dimensional vocal fold deformation under simulated lateral cricoarytenoid muscle activation in an excised human larynx	by Liang Wu, Dinesh Chhetri and Zhaoyan Zhang
42	High throughput drug and kinase inhibitor screening for idiopathic subglottic stenosis	by Jordan Malenke and Alex Gelbard
44	Clinical and surgical implications of intraoperative optical coherence tomography imaging for benign pediatric vocal fold lesions	by Fouzi Benboujja and Christopher Hartnick

POSTER SESSION 4 (15:00-15:30)

33	Estimating patient-specific contact pressures using a finite element model	by Paul Hadwin, Mohsen Motie-Shirazi, Byron Erath, Matías Zañartu and Sean Peterson
35	Simultaneous measurements of glottal velocities and vocal folds geometry in a canine larynx model	by Charles Farbos De Luzan, Alexandra Maddox, Liran Oren, Ephraim Gutmark and Sid Khosla
37	Application of a promotion of vocal health program (virtual + face to face) for college professors	by Ángela Patricia Atará-Piraquive and Lady Catherine Cantor-Cutiva
39	Investigation of vocal folds poroelastic behaviour under mechanical loading in different bath concentrations	by Pooya Saberi and Luc Mongeau
41	In vitro analysis of polymeric microspheres containing human vocal fold fibroblasts for vocal fold lamina propria regeneration	by Alicia Reyes Valenzuela, Luc Mongeau and Satya Prakash
43	Laser-projection system and method for 3D calibrated laryngeal measurements using transnasal flexible high-speed videoendoscopy	by Dimitar Deliyski, Hamzeh Ghasemzadeh, David Ford, Daryush Mehta, Milen Shishkov, Brett Bouma, James Kobler, Matías Zañartu, Alessandro de Alarcon and Robert Hillman

KEYNOTE SPEAKERS /



ADELA BEN-YAKAR
PhD /

*Harry L. Kent, Jr. Professor
of Mechanical Engineering
The University of Texas at Austin, USA*

Prof. Ben-Yakar has received her PhD from Stanford University and completed a postdoctoral work at Stanford and Harvard Universities in the Applied Physics Departments. Her research focuses on the development of opto-fluidic systems for high-throughput screening, ultrafast laser microsurgery, nonlinear imaging, and clinical image-guided surgery. Prof. Ben-Yakar is an OSA and AIMBE Fellow, and the recipient of the Fulbright Scholarship, Zonta Amelia Earhart Award, NSF

Career Award, Human Frontier Science Program Research Award, NIH Director's Transformative Award, and SBI2 President's Research Award.

KEYNOTE TALK TITLE:

Ultrafast Laser Phonosurgery for Biomaterial Localization in Scarred Vocal Folds



HANSPETER HERZEL
PhD /

*Professor, Institute for
Theoretical Biology.
Charité – Universitätsmedizin Berlin
and Humboldt University of
Berlin, Germany*

Prof. Herzel studied physics at Humboldt University Berlin. He received his PhD in 1986 with a thesis on stochastic and chaotic processes. Afterwards his research was devoted to the nonlinear dynamics of voice production. He studied nonlinear phenomena in newborns cries, voice patients, and animals by combining biomechanical modeling with data analysis. Currently he works as a professor of Theoretical Biology at the Charite Berlin with a focus on chronobiology. He was a co-founder of the AQL conferences and hosted the ICPB 1999 in Berlin bringing

together human voice research with animal bioacoustics.


KEYNOTE TALK TITLE:

Nonlinear Phenomena in Voice Research

WORKSHOP TITLE:

Understanding Biological Oscillators

KEYNOTE SPEAKERS /



SEONG KEUN KWON
MD, PhD /

*Professor, Department of
Otorhinolaryngology
Head and Neck Surgery
Seoul National University Hospital,
Republic of Korea*

Prof. Kwon received his MD (1996), MS (2004), and PhD (2007) degrees at Seoul National University in the Department of Otorhinolaryngology-Head and neck surgery. His work concentrates on the regenerating the trachea, vocal fold, salivary gland and oral mucosa with scaffold, growth factors and stem cells. He has received the Casselberry award for rejuvenation of aged vocal fold from the American Laryngological Association in 2018. He also received Broyles-Malony award for tracheal regeneration in 2016 from the American Bronchoesophagological association. He has organized multiple

joint workshops to enhance the research on the tissue engineering for the head and neck defect since 2011.

KEYNOTE TALK TITLE:

Augmenting the Glottic Gap with Tissue Engineering Approaches

WORKSHOP TITLE:

Three Dimensional Culture of Stem Cells: its Benefits and Technical Pitfalls



JENNIFER L. LONG
MD, PhD /

*Associate Professor,
Department of Head and Neck Surgery
University of California–Los Angeles,
and Greater L.A. VA Health System*

Prof. Long is a laryngologist and Associate Professor at the University of California-Los Angeles. She obtained her MD and PhD degrees at the University of Minnesota, studying Chemical Engineering and Materials Science. She then completed clinical residency in Head and Neck Surgery at UCLA, followed by a fellowship in Laryngology and Voice Disorders. Her research focuses on regenerative medicine approaches to laryngeal disorders. Her lab has been funded by the American Laryngological Association,

the Department of Veterans Affairs, and the National Institutes of Health.

KEYNOTE TALK TITLE:

Cell-based Outer Vocal Fold Replacement (COVR): Development in vitro and Advances in vivo

WORKSHOP TITLE:

Practicalities of Cell and Tissue Studies in the Larynx

KEYNOTE SPEAKERS /



RUPAL PATEL
PhD, CCC-SLP /

*Professor, College of Computer and
Information Science and
Dept. of Communication
Sciences and Disorders,
Northeastern University, USA.
Founder & CEO, VocaliD*

Prof. Patel is founder and CEO of VocaliD, a voice AI company that creates custom digital voices. VocaliD's award-winning technology empowers individuals living with speechlessness to be heard as themselves and brings things-that-talk to life through its uniquely crafted vocal persona. Rupal's research focuses on speech motor control in healthy talkers and those with neuromotor speech impairment. A native of Canada, she earned her bachelor's degree from University of Calgary, her master's and PhD from University of Toronto and completed post-doctoral training at Massachusetts Institute of

Technology. Rupal was recently named one of Fast Company's 100 Most Creative people in Business.

KEYNOTE TALK TITLE:

How can Voice Scientists enhance Voice AI and Protect us from its Perils

WORKSHOP TITLE:

From Lab to Venture: The Process of Commercializing Research Innovations



ROBERT ZATORRE
PhD /

*Professor,
Dept. of Neurology and Neurosurgery,
Dept. of Psychology
McGill University, Canada*

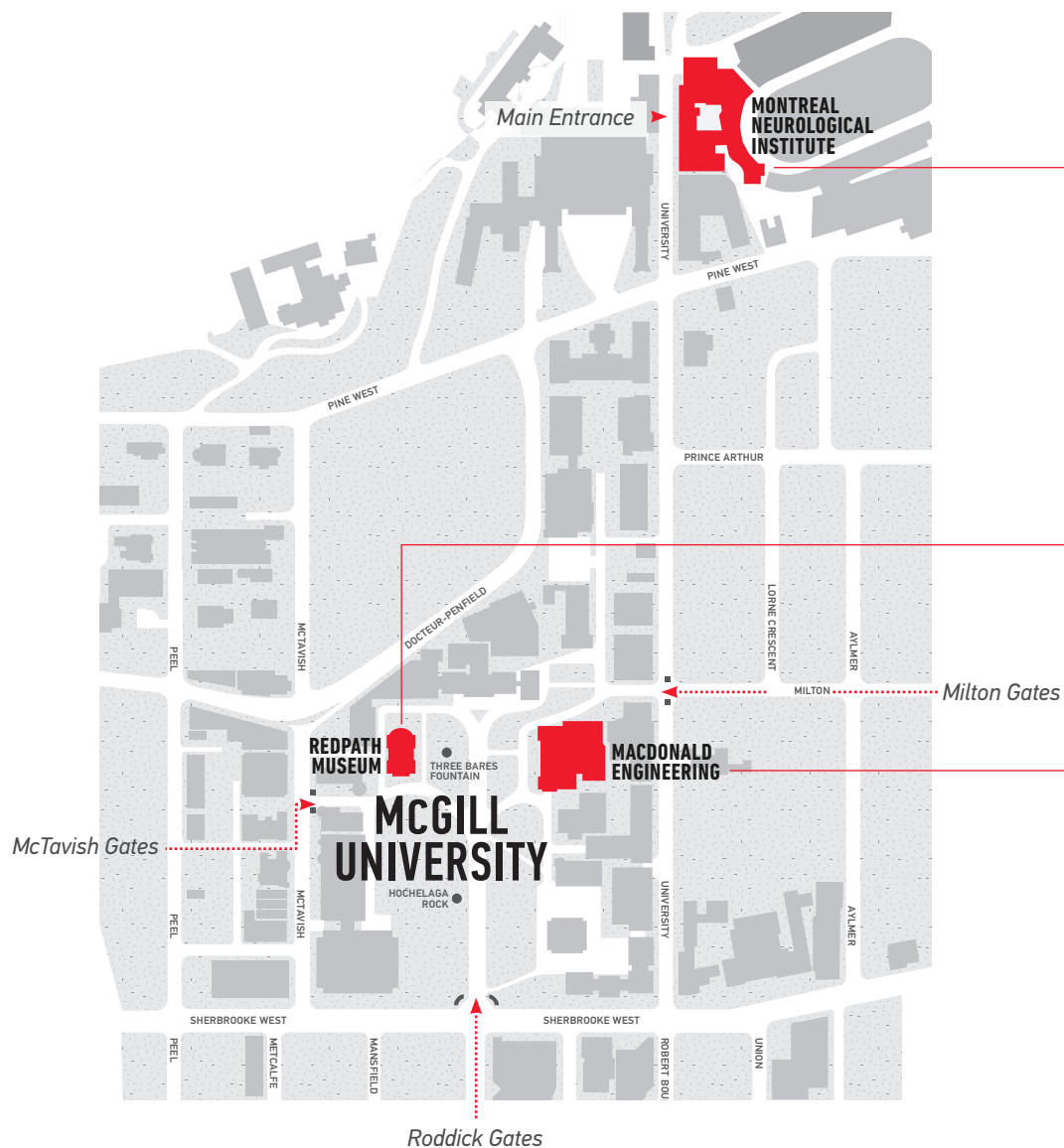
Prof. Zatorre is a cognitive neuroscientist at the Montreal Neurological Institute of McGill University. His principal interests relate to the neural substrate for auditory cognition, with special emphasis on two complex and characteristically human abilities: speech and music. He and his collaborators have published over 280 scientific papers on a variety of topics including pitch perception, musical imagery, absolute pitch, music and emotion, perception of auditory space, and brain plasticity in the blind and the deaf. In 2011 he was awarded

the IPSEN foundation prize in neuronal plasticity, and in 2013 he won the Knowles prize in hearing research from Northwestern University.

KEYNOTE TALK TITLE:

Using the Vocal System for Communication: Neural Substrates of Speech and Song

McGILL CAMPUS MAP / DOWNTOWN MONTREAL



**AQL
CONFERENCE**



**WELCOME
RECEPTION**



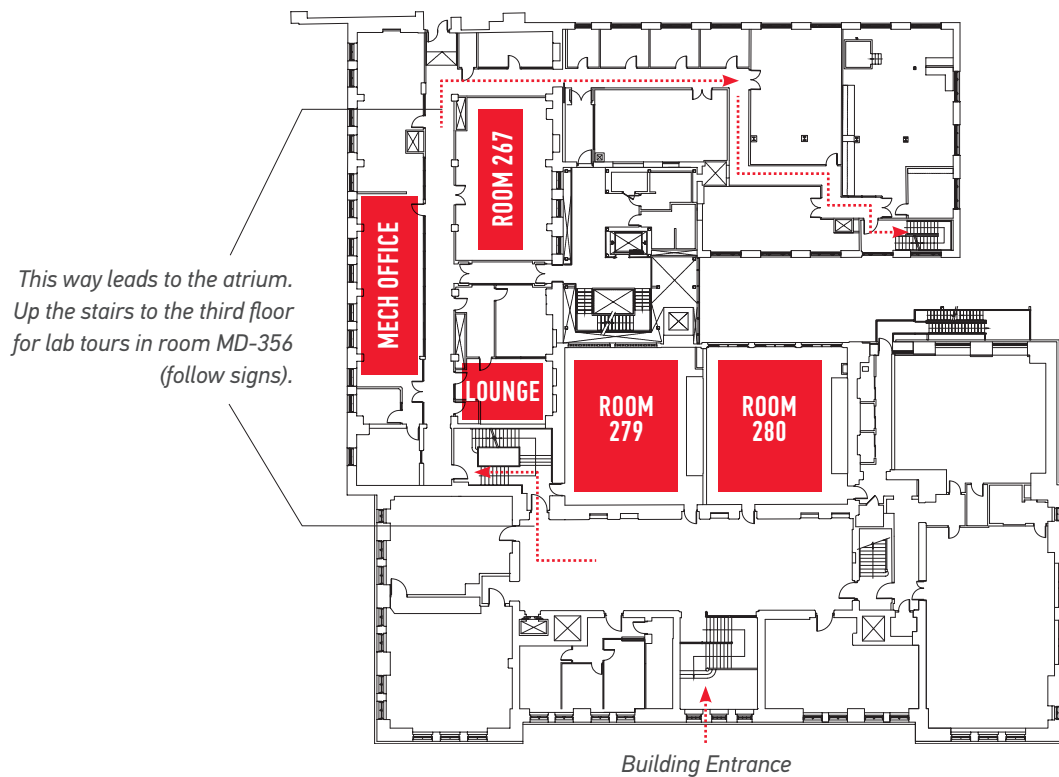
**PRE-CONFERENCE
WORKSHOPS**

FLOOR MAP /

MACDONALD BUILDING

On Sunday June 2, the workshops are going to be in classrooms MD-279 and MD-280.
Lunch will be served.

MACDONALD – 2ND FLOOR



GALA DINNER / MONTREAL SCIENCE CENTRE



Photo: Centre des sciences de Montréal

The gala will take place at the Montreal Science Centre,
located in the Old Port, at the foot of St.Laurent Blvd., corner of de la Commune St.,
Place-d'Armes metro station.



The gala dinner will be animated by:
Marshal Herridge (bass), Sasha Olynyk (piano),
Baptiste Lejeune (drums), Laura Fasanella (voice)
and Thomas Morelli-Bernard (trombone – not in picture)
performing a mix of Quebecois art songs and
classical jazz standards.

HISTORY OF THE AQL MEETING /

The first AQL meeting took place in Erlangen, Germany in 1996. The collaborative workshop forum was first intended to be a venue where voice laboratories in Europe (mainly from Germany), could meet annually to provide updates on their progress on different aspects of quantitative assessment of laryngeal functions, voice and speech, and to set new goals. This collaborative effort was funded by member laboratories, and the German Research Foundation (DFG), in conjunction with other European funding agencies, the laboratories' institutional funding mechanisms, and/or through grants from private industry. The first four AQL meetings were thus collaborative workshops between European member-laboratories, producing progress reports (see the table below). Non-member participants from other laboratories and nationalities were also involved.

Over the next four years (1996-2000), the AQL initiative grew very quickly and gained the respect and recognition of the international voice community. The meeting quickly expanded from 15 to 50 participants. Since its 5th tenure, the AQL 2001 Conference in Groningen, the Netherlands, the conference became international with worldwide participation and over 70 attendees. The following AQL International Conferences were held in Hamburg, Germany (2003); in Groningen, the Netherlands (2006); in Stockholm, Sweden (2008); and in Erlangen, Germany (2010). These international scientific

meetings had a strong impact on voice research, through the publication of proceeding materials. Since the 9th AQL 2010, in Erlangen, Germany, student workshops aimed at disseminating voice science have been added to the scope. Funding for the student summer school was initially obtained from the COST Action 2103 "Advanced voice function assessment," for dissemination of scientific knowledge among scientists and students from the participating European nations. In July 2012, another voice conference, the 8th International Conference on Voice Physiology and Biomechanics, was similarly organized in cooperation with the COST Action 2103.

The AQL was first held outside Europe in 2013. The 10th AQL Conference, in Cincinnati, Ohio, further broadened the scope and outreach of the previous AQL conferences. The AQL returned to Europe in London, the United Kingdom, in 2015 where it was held in conjunction with the 4th International Occupational Voice Symposium. The 12th AQL was held in Hong Kong, the first AQL conference to be held around the Asia-Pacific Rim. The return of AQL to America for the 13th meeting in Montreal, Canada, closes a loop and establishes a pattern of rotation around the world for future conference locations.

THANK-YOU! /

GOLD SPONSOR



THANK-YOU! /

GOLD SPONSOR

PENTAX

MEDICAL

THANK-YOU! /

SILVER SPONSORS

BoConcept®

Urban Danish Design since 1952

The contemporary furniture in the conference and the Expert Forum is sponsored by BoConcept, a Denmark's Designer Furniture and Living Store.

BRONZE SPONSORS



THANK-YOU! /

We would like to acknowledge the following members of the program committee who helped reviewing abstracts:

Dimitar Deliyski	Michigan State University
Michael Döllinger	University Hospital Erlangen, FAU Erlangen-Nuernberg
Hanspeter Herzel	Institute for Theoretical Biology
Robert Hillman	Harvard University
Jack Jiang	University of Wisconsin-Madison
Yo Kishimoto	Kyoto University Hospital
Seong-Keun Kwon	Seoul National University
Byungjoo Lee	Pusan National University
Nicole Li-Jessen	McGill University
Anders Löfqvist	Lund University
Jennifer Long	University of California-Los Angeles
Estella Ma	University of Hong Kong
Daryush Mehta	Harvard University
Luc Mongeau	McGill University
Ronald Scherer	Bowling Green State University
Rahul Shrivastav	University of Georgia
Jan Svec	Palacky University
Susan Thibeault	University of Wisconsin- Madison
Wen Xu	Capital Medical University
Matías Zañartu	Universidad Tecnica Federico Santa Maria
Zhaoyan Zhang	University of California, Los Angeles

THANK-YOU! /

We would also like to acknowledge the following, for their support to AQL 2019:

Mattia Berrini, Event Assistant

Lisa Martignetti, Event Assistant

McGill Graphic Design, Design and layout

Deborah Rashcovsky, Event Manager

Samson Yuen, Webmaster

ORGANIZERS /



NOTES /

[illegible]

AQL²⁰¹⁹



McGill

aql2019.conference.mcgill.ca